

| | |
|--|---|
| Physical Standards (201) | <p>Maximum weight: 3.5 ounces.</p> <p>Heavy letter mail weighing more than 3 ounces must have a barcode in the address block and be prepared in a sealed envelope in 201.3.6.</p> <p>For an overview of the physical standards for commercial letters and cards, see Quick Service Guide 201.</p> |
| Prices and Fees (243.1.0) | <p>For a complete listing of commercial USPS Marketing Mail prices, see Notice 123–Price List.</p> <p>For pieces that are not automation compatible, or not barcoded, or for pieces weighing more than 3.5 ounces, see 243.1.3 (Regular and Nonprofit).</p> <p>There are no USPS Marketing Mail card prices; cards may be mailed at the letter prices.</p> <p>Destination discounts (243.1.0) apply to mail prepared as prescribed by USPS and addressed for delivery within service area of destination SCF (246.2.0).</p> <p>Annual presort mailing fee applies.</p> |
| Content (243.2.0) | <p>Letters containing mailable items not required to be sent using First-Class Mail can be sent using USPS Marketing Mail. USPS Marketing Mail is typically used for advertisements and flyers. Additional content restrictions must be met for authorized nonprofit mailers (703.1.0).</p> |
| Eligibility Standards (243.6.0) | <p>Mailings of 200 or more addressed pieces, sorted and marked as described below. Pieces are eligible if not required to be mailed at First-Class Mail prices or not eligible for Periodicals prices. Nonprofit prices require specific authorization (703.1.0). Pieces must be part of a group of 10 or more to one carrier route, prepared in line-of-travel or walk sequence. Pieces that are not automation compatible or that do not have a Delivery Point barcode or Intelligent Mail barcode are mailable only as nonautomation carrier route letters (exceptions apply to pieces with simplified addresses). DDU discounts are not available for letter-size pieces.</p> <p>Carrier route information must be updated, using a CASS-certified process, within 120 days before mailing. High-density, saturation, and basic letter-price mail subject to address standards in 243.7.6, barcode quality standards in 204.1.0, and CASS/MASS standards in 602.9.0.</p> <p>Mailers can apply Repositionable Notes. See 202.7.0.</p> <p>Addresses on all pieces must be updated within 95 days before mailing through a USPS-approved address update method (e.g., ACS, NCOA^{Link}, or the appropriate ancillary service endorsement (except Forwarding Service Requested) under 507.1.5.3). For an overview of the Move Update standards, see Quick Service Guide 602a.</p> |
| Postage Payment and Documentation (244) | <p>Precanceled stamp (604.3.0), meter (604.4.0), or permit imprint (604.5.0).</p> <p>Additional standards apply to mailings of nonidentical-weight pieces.</p> <p>Documentation:</p> <ul style="list-style-type: none">■ Postage statement: Regular: PS Form 3602-R, PS Form 3602-EZ. Nonprofit: PS Form 3602-N, PS Form 3602-NZ.■ Supporting documentation: required unless correct price is affixed to each piece or unless each piece is of identical weight and separated by price when presented for acceptance; documentation generated by PAVE-certified software (or printed in standardized format).■ Additional documentation to support density standards (245.6.9). |
| Mail Preparation (245.6.0) | <p>Marking on each piece in the postage area (202.3.0):</p> <ul style="list-style-type: none">■ Regular: “Marketing” or “MKTG” or “MKT”, “Standard” or “STD”, “Presorted USPS Marketing” or “PRSRT MKTG” or “PRSRT MKT”, “Presorted Standard” or “PRSRT STD.”■ Nonprofit: “Nonprofit Organization,” “Nonprofit Org.,” or “Nonprofit.”■ Basic, high-density, and saturation price pieces must also be marked “ECRLOT,” “ECRWSH,” or “ECRWSS,” respectively, in the correct optional endorsement line under 203.7.0 or in correct carrier route information line under 203.8.0, or postage area. Mailings consisting of bundles claimed at more than one enhanced carrier route price must bear appropriate marking for price claimed. Pieces not claimed at corresponding price must not be included in mailing and must not bear the “ECRLOT,” “ECRWSH,” or “ECRWSS” marking. For additional marking standards for carrier route pieces, see 203.8.0. <p>Note: Both markings (e.g., Mktg or STD) are acceptable in the same mailing.</p> <p>Basic price mail must be in line-of-travel (LOT) or in walk sequence (245.6.8).</p> <p>High-density (WSH) and saturation (WSS) price mail must be in walk sequence (245.6.8).</p> <p>Letter-size pieces that are claimed at nonletter prices must be marked, sorted, and trayed as letters.</p> |

Quick Service Guide

Barcoded tray labels required (245.4.0). Use 2-inch tray labels for all letter-size pieces (245.4.0). The mailer must retain required documentation in 602.9.5.2 for 1 year.

Trays must be sleeved and strapped (245.3.0). See 245.3.0 for exceptions to strapping for mailings that originate and destinate in delivery area of same SCF.

Enter and Deposit (246)

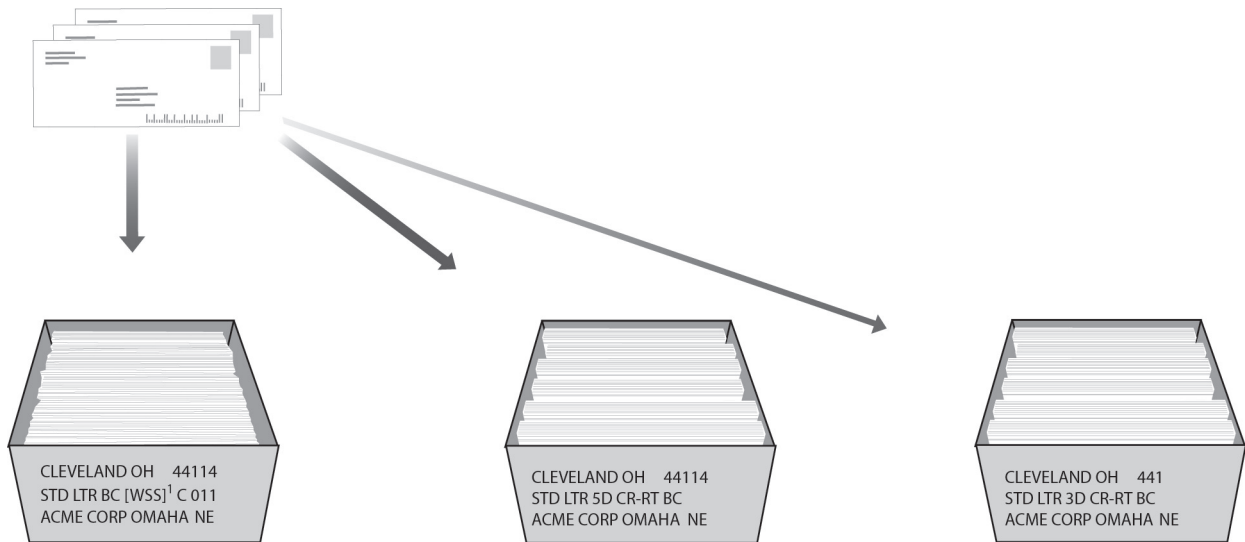
Mailing entered at an acceptance point designated by USPS.

Preparation

Preparation for Barcoded Automation-Compatible Letters 3.5 Ounces or Less (245.6.7)

Required for Saturation and High Density barcoded and automation-compatible letter-size mail weighing up to 3.5 ounces. For all other mail, use the preparation on page three.

At least 10 or more pieces to same carrier route (city route, rural route, highway contract route, post office box section, or general delivery unit); fewer than 10 pieces per route not permitted. Use an optional endorsement line or carrier route information line.



Carrier Route

Trays: Required, full trays only for pieces to the same carrier route; overflow trays not permitted.

Barcoded Labels: For Line 1, use city, state, and 5-digit ZIP Code on mail. For Line 2, use "STD LTR BC WSS" for saturation, or "STD LTR BC WSH" for high density followed by route type and number.

Price: Saturation, or High Density

5-Digit Carrier Routes

Trays: Required, full trays when possible for pieces to the same 5-digit carrier routes; group pieces by carrier route; bundling not permitted. Overflow trays not permitted.

Barcoded Labels: For Line 1, use city, state, and 5-digit ZIP Code on mail. For Line 2, use "STD LTR 5D CR-RT BC."

Price: Saturation, or High Density

3-Digit Carrier Routes

Trays: Required, for any remaining pieces, group pieces by carrier route. Bundling required in less than full trays

Barcoded Labels: For Line 1, use city, state, and 3-digit ZIP Code prefix shown in L002, Column A, for 3-digit ZIP Code prefix on mail. For Line 2, use "STD LTR 3D CR-RT BC."

Price: Saturation, or High Density

Bundling not permitted except for card-sized pieces.

1. For saturation pieces, use "WSS," for high-density and high-density plus pieces, use "WSH".

Preparation for Letters Over 3.5 Ounces and all Nonbarcoded or Nonautomation-Compatible Letters (245.6.6)

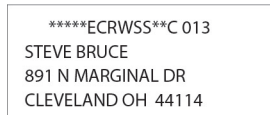
Bundle Preparation

Saturation¹

Bundles: 10 or more pieces addressed to same carrier route² must be prepared in bundles (unless placed in full carrier routes trays or placed in full 5-digit carrier routes trays); fewer than 10 pieces allowed only if route has fewer than 10 delivery stops. Mail must be in walk-sequence order (245.6.8) and meet density standards.

Labels: Use optional endorsement line (OEL) stating carrier route description prefix and route number (203.8.0).⁴

Price: Saturation




Sample Address Labels

High Density³

Bundles: 10 or more pieces addressed to same carrier route⁴ must be prepared in bundles (unless placed in full carrier routes trays or placed in full 5-digit carrier routes trays). Mail must be in walk-sequence order (245.6.8) and meet density standards.

Labels: Use OEL with carrier route description prefix and route number (203.8.0).²

Price: High Density

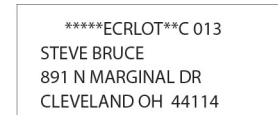


Basic

Bundles: 10 or more pieces addressed to same carrier route⁴ must be prepared in bundles (unless placed in full carrier routes trays or placed in full 5-digit carrier routes trays). Mail must be in line-of-travel or walk-sequence order (245.6.8).

Labels: Use OEL with carrier route description prefix and route number (203.8.0).²

Price: Basic

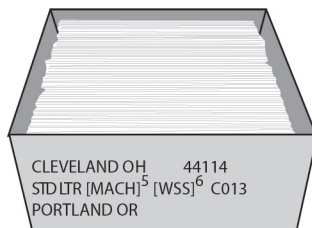


Tray Preparation

Carrier Route

Trays: Required, full trays only for pieces to same carrier route; smaller quantities not permitted; bundling not required except for card-sized pieces.

Labels: For Line 1, use city, state, and 5-digit ZIP Code of destination. For Line 2, use "STD LTR MACH" and "WSS" for saturation, "WSH" for high density, or "LOT" for basic followed by route type and number.^{5,6}



5-Digit Carrier Routes

Trays: Required if full tray, optional with one 10-piece bundle. No minimum number of carrier route bundles for same 5-digit area.

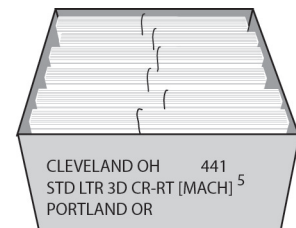
Labels: For Line 1, use city, state, and 5-digit ZIP Code of destination. For Line 2, use "STD LTR 5D CR-RT MACH."⁵



3-Digit Carrier Routes

Trays: Carrier route bundles only; optional with minimum one 10-piece carrier route bundle for each of two or more 5-digit areas.

Labels: For Line 1, use city, state, and 3-digit ZIP Code prefix shown in L002, Column A. For Line 2, use "STD LTR 3D CR-RT MACH."⁵



1. Minimum 90% total active residential or 75% total active deliveries per route (100% if simplified address (243.6.0)).
2. Carrier route includes city route, rural route, highway contract route, post office box section, or general delivery unit.
3. 125-piece minimum per route (300-piece minimum for High-Density Plus) unless route has fewer than 125 deliveries (or 300 deliveries).
4. No facing slip or OEL required if the bundle is placed in a carrier route tray. Bundles in 5-digit carrier routes trays and 3-digit carrier routes trays must have a facing slip unless the pieces in the bundle show a carrier route information line or an OEL (245.6.4).
5. Use "BC" for trays containing barcoded, automation-compatible pieces 3.5 ounces or less. Use "MAN" for trays containing nonmachinable pieces and trays containing simplified address pieces.
6. For saturation pieces, use "WSS," for high-density pieces, use "WSH," for basic pieces, use "LOT."

240d

**Commercial - USPS Marketing Mail
Carrier Route Letters**

Quick Service
Guide